

THE HIVE'S CHILDREN'S UNIVERSITY CLUB

AUTUMN 2021

OCTOBER BLACK HISTORY MONTH



Pawprint Challenges

Key stage 1, 2 & 3



Pawprint Badges - Martin Luther King Jr

[Martin-Luther-King-Jr-Challenge-Badge-Activity-Pack.pdf](#)

Pawprint Badges - Mary Jackson

[Mary-Jackson-Challenge-Badge-Activity-Pack.pdf](#)

Pawprint Badges - Black History Month

[Black-History-Month-Challenge-Badge-Activity-Pack.pdf](#)

1 credit per badge

Southampton Libraries



A Black History Month children's quiz will be available to be picked up at all libraries. A book display in Southampton Central Library will include QR codes linking to a collection of BBC short films which focus on particular stories of black British individuals and celebrate their contributions.

Suitable for KS1 & 2

1 credit



KS3

FILM: The Power of Unity Film

Free

The film tells the remarkable true story of Seretse Khama, the King of Bechuanaland (modern Botswana) and Ruth Williams, a London office worker, whose love triumphed over oppression and intolerance to lay the foundations for one of Africa's most peaceful and prosperous countries.

<https://www.tes.com/teaching-resource/a-united-kingdom-the-power-of-unity-11380208>

1 Credit

Museum of Croydon

Suitable for KS1 & 2

Online Learning Packs:

<https://museumofcroydon.com/black-history-in-croydon-learningpack>

Croydon's Famous Music History:

- Samuel Coleridge Taylor
- 'Stormzy', A.K.A. Michael Ebenezer Kwadjo Omari Oquo Jr.

Activities: Croydon's Famous Music History

[Draw a Portrait - Activity](#)

Draw a picture of a famous black Croydon resident (or just your favourite Croydon black resident) using our frame. Post it on social media using #MOCBlackhistorymonth and we will share them!

[Wordsearch - Activity](#)

Migration - find out about

- Seretse Khama
- The British West Indies Regiment and the Vignale brothers
- Windrush
- Sislin Fay Allen

Activities: Migration :

[Hengist Plane Collage](#)

Colour in or collage the drawing of the Hengist plane which is similar to the passenger planes flown to and from Croydon Airport during the

[Post Card Activity](#)

Design and write a postcard to a loved one.

1 credit per activity

THE HIVE'S CHILDREN'S UNIVERSITY CLUB

AUTUMN 2021

GET CREATIVE

Key stage 1.2 & 3

Tate Britain Tate Kids has a wide range of activities to support children's learning in Art, including things to make and create as well as videos and quizzes around art appreciation.

<https://www.tate.org.uk/kids>

You can choose from a variety of topics:

Tate Make:

<https://www.tate.org.uk/kids/make>

BE INSPIRED AND CREATE

- Paint and Draw
- Cut and Paste
- Sculpture
- Art and Technology
- Performance

Tate Games and Quizzes

<https://www.tate.org.uk/kids/games-quizzes>

PLAY AND HAVE FUN WITH ART

Tate Explore

<https://www.tate.org.uk/kids/explore>

GO ON AN ART ADVENTURE

Have fun!

Why not try Tate Paint and create your piece of art online!

<https://www.tate.org.uk/kids/games-quizzes/tate-paint>

You can start with a blank canvass or select from the following themes:

Weather, Food, Natural World or Experiments.

**When you have finished you can save your work.
We would love to see what you have created.**

Here is a selection of ideas that we think you might like

JACQUELINE WILSON'S MAGICAL TOUR OF TATE BRITAIN

How can an art gallery inspire you to tell your own stories?

<https://www.tate.org.uk/kids/explore/kids-view/jacqueline-wilsons-magical-tour-tate-britain>

DRAW A DANCER

Artist Joey Yu shows you how to draw to music

<https://www.tate.org.uk/kids/make/paint-draw/draw-dancer>

POETRY COLLAGE

Collect words, make a chance poem, and stitch a poetry collage

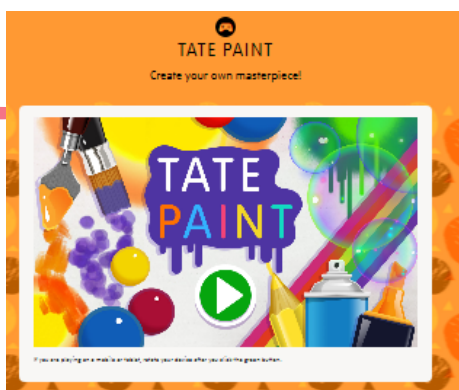
<https://www.tate.org.uk/kids/make/cut-paste/poetry-collage>

DRAWING EXPERIMENTS

Think like the artist Alberto Giacometti and create interesting portraits and landscapes

<https://www.tate.org.uk/kids/make/paint-draw/drawing-experiments>

1 credit per activity



THE HIVE'S CHILDREN'S UNIVERSITY CLUB

AUTUMN 2021

SCIENCE

Key stage 1 & 2

Science fun at home

Have some fun at home with these science activities from Science Sparks and the Primary Science Teaching Trust

Light Up Science

You will need

- * Pens and paper
- * Drinking glass
- * Jug of water
- * A water sprayer (or an empty, well-rinsed cleaning fluid spray bottle)



Sounds of Science

You will need

- * String
- * A metal and a wooden spoon
- * Two paper or plastic cups
- * Scissors

Science Museum

Key Stage 2 & 3

Kitchen Science : Milk Magic

<https://learning.sciencemuseumgroup.org.uk/resources/milk-magic/>

Soap is something that most people probably take for granted, but it has some really interesting properties. This activity uses soap to disrupt the surface tension of milk, producing swirling colourful patterns of food colouring dissolved in milk.



1 credit per activity



NATURE AND THE ENVIRONMENT

Key stage 1, 2 & 3

Forestry England and Children's University:

<https://www.forestryengland.uk/childrens-university-autumn-activities>

2 credits

Also you can download the free Room on the Broom autumn activity sheets for a colourful day out with the kids

<https://www.forestryengland.uk/family-activity/autumn-activity-sheets-room-the-broom>

Looking for ways to engage your family with nature this autumn? These activity sheets are bursting with exciting seasonal activities to engage your senses, so you're sure to have hours of forest fun.

What's inside?

Inspired by and featuring characters from Room on the Broom, inside you'll find autumn activities to bring sights, sounds and smells of the forest to life:

- Craft witchy autumn wands to capture the magic of forests
- Explore the spectrum of autumn colours and spot them in the woods
- Hunt for forest treasure on a Halloween scavenger hunt
- Create forest art, inspired by nature
- Cook up a forest potion, and write your own spell
- Listen to the sounds of the season, and make an autumn sound map



HALLOWEEN JUST FOR FUN

Key stage 1.2 & 3

Family Halloween Fun

Pumpkins!

Draw your design for a pumpkin and ask an adult to help you draw it onto a pumpkin and carve it out. See how it looks with a light or candle inside!

OR

Make your own orange pumpkin from this super-easy playdough recipe. It's quick and you only need a few store cupboard ingredients.

Recipe:

Makes 1 coloured ball

Prep 10 minutes


- 8 tbsp plain flour
- 2 tbsp table salt
- 60ml warm water
- food colouring Yellow and Red
- 1 tbsp vegetable oil

Method

1. Mix the flour and salt in a large bowl. In a separate bowl mix together the water, a few drops of food colouring and the oil.
2. Pour the coloured water into the flour mix and bring together with a spoon.
3. Dust a work surface with a little flour and turn out the dough. Knead together for a few minutes to form a smooth, pliable dough. If you want a more intense colour you can work in a few extra drops of food colouring. (You can always add some pumpkin spice or cinnamon to make it smell nice).
4. Store in a plastic sandwich bag (squeeze out the air) in the fridge to keep it fresh.

<https://www.bbcgoodfood.com/howto/guide/playdough-recipe>

Shape your dough into a pumpkin and make a hollow for a battery powered Tea Light and put in your window!



Get Decorating!

Make some Halloween decorations using materials found in the house! See what you can do with items that would have gone in the bin!

Shake it up!

See how many words you can make with the letters from:

TRICK OR TREAT

Spooky Cooking

BBC Good Food have some great recipes if you are inviting friends for tea!

<https://www.bbcgoodfood.com/howto/guide/halloween-recipes-make-kids>

Spider pizzas
Ghoulish cupcakes
Frozen banana ghosts

Spooky Stories

Do you have a favourite spooky story? Try writing your own story or poem and read it to your friends and family in the light of your pumpkin!




1 credit per activity

THE HIVE'S CHILDREN'S UNIVERSITY CLUB

AUTUMN 2021

NOVEMBER

Key stage 1, 2 & 3



Celebrations

4th November - Diwali

Diwali is celebrated by Hindus, Sikhs and Jains; find out about one of these religions, their beliefs and the teachings they follow. [Try this Pawprint Challenge](#) or

Try designing your own Henna Hands:

This is really easy but beautiful art for Diwali using a hand print. Draw the outline of your own hand and cut it out and decorate

5th November - Bonfire Night

Remember, remember, the fifth of November...

...Gunpowder, treason and plot. We see no reason why gunpowder treason should ever be forgot! Ready to delve back in time to the world of Guy Fawkes? [Try this Pawprint Challenge](#)

11th November Remembrance Day

Pawprint Badges - Remembrance Day - Black

[Download Free Activity Pack](#)

Or

Things to try at home:

- Make a poster and put it in your window
- Decorate a pebble and take it to your local war memorial
-

28th November: Hanukka

The Jewish festival, also known as the Festival of Lights! Celebrated with the lighting of candles, playing games and eating fried foods. Let's find out more and celebrate Hanukkah together!

[Try this Pawprint Challenge](#)

All activities 1 credit



CONSERVATION & ENVIRONMENT

Key stage 1 & 2

New CU Trust Learning Provider: Colourful World

<http://www.childrensuniversity.co.uk/activities/10442>

<https://www.colourfulworld.eu>

This fun computer game will allow you to help a series of animals (rabbits, ducks, dogs, turtles etc.) who have become homeless or ill because their habitat has been ruined by humans. Your role is to help to work out what is causing the problem gather together the tools to tackle it and then to clean up where they live or put it back to how the animals need it to be.

While doing that you will learn about a number of environmental issues, such as the importance of wildflowers, keeping rivers free of rubbish, reducing pollution from cars and using cleaner means of producing electricity.

Only by understanding the problems in our environment will we be able to take action to make the world a better place for all of the creatures that we share the planet with. Humans may have caused many of the problems, so now humans need to start putting them right!

Claim your Children's University stamps by filling out a reflection sheet and emailing it to contactus@childrensuniversity.co.uk [download the reflection sheet here](#)

2 credits



SKILLS BUILDER CHALLENGES

Key stage 1, 2 &3

Skill: Listening

Make it your mission to listen carefully all day today. You could listen to a story, a podcast, the lyrics of a song, a news report on the TV or radio or a conversation. Choose one thing you have listened carefully to and tell someone else about it, making sure you include the important information.

Skill: Speaking

Imagine you have been asked to speak on a podcast about things to do in your local area. Prepare a short speech detailing all the things you enjoy doing in your community. Practise what you will say and then you could record your presentation to share afterwards or do a live performance! Invite your 'Listeners' to ask you questions about your speech.

Skill: Problem Solving

Consider the problem: You need to pack as many things as you can into a container, such as a shoe box, a suitcase or another container of some kind. How will you go about this? Try different arrangements to see the maximum number of items you can get into the container space. You might want to challenge a family member to see if they can match or better your total. Make the challenge harder by making it so some irregular shaped items have to be included.

Skill: Creativity

Take a look at a map of the world. Choose a country that interests you. Find out about the food of that country. Imagine you have been asked to design a menu which includes food from that country. Which foods might you include on that menu? How many different ideas can you come up with? Create an example menu and include pictures of the dishes to show your family. You may want to challenge them to choose another country and do the same.

SKILLS BUILDER CHALLENGES

Key stage 1, 2 & 3

Skill: Staying Positive

When inventing the lightbulb Thomas Edison tried and failed many times. He is quoted as saying, 'I have not failed. I have just found 10,000 ways that do not work'.

Talk to a family member about this quote.

Share your feelings about a time when you have experienced a sense of failure and how you kept going.

Skill: Aiming High

Consider a goal that you would like to achieve in the next few weeks or months of the year. What are the steps you will need to take to reach your goal? Draw these as stepping stones and write down 3 actions you should take to help you reach your goal.

Share your drawing with a family member and talk about what you are going to do. They may have some great ideas and encouragement to help you

Skill: Teamwork

When you are out in the garden, at the park, woods or the seaside with your family, work together to create a piece of natural art. Encourage everyone to join in and decide together where to make the art, what to use and what it will look like. Work as a team to gather natural resources such as sticks, leaves, stones or shells to create your art. Can you share ideas and come to an agreement about the design? Can you help each other creating it?

Skill: Leadership

Plan a picnic for all of the family to enjoy - it could be at home or out and about. What do you need to prepare beforehand? Can you share out the jobs that need to be done with others in your household and let everyone know their role and responsibility? Think about who would be best at which jobs and why.

You can find all the skills, together with reflection questions at <https://www.skillsbuilder.org/homelearning/skills-challenges>. We will give 1 credit for each skill completed and additional credits for reflection questions.



THE HIVE'S CHILDREN'S UNIVERSITY CLUB

AUTUMN 2021

When you have completed your chosen activities, keep a record here and send to us with your evidence and we will send you your credits. Email Istout@thehive-croydon.org

Black History Month	Evidence	Date
1: Martin Luther King Jnr		
2: Mary Jackson		
3: Pawprints- Black History Month		
4: Southampton Library Quiz		
5:Film - The Power of Unity		
6: Museum of Croydon Draw a portrait		
7:Museum of Croydon Wordsearch		
8:Museum of Croydon Hengist Plane Collage		
9:Museum of Croydon Post Card		
Get Creative		
10: Tate Kids - Jacqueline Wilson Tour		
11: Tate Kids - Draw a Dancer		
12: Tate Kids - Poetry Collage		
13: Tate Kids - Drawing Experiments		
14: Tate Kids - Tate Paint		
15: Tate Kids - Free Choice		
Science		
16:Science at Home - Light Up Science		
17:Science at Home - Sounds of Science		
18:Science Museum - Milk Magic		
Nature		
19: Forestry England - Autumn Activity Pack		
20: Forestry England - Room on The Broom		
Halloween Fun		
21: Pumpkin Carving		
22: Pumkin playdough model		
23: Halloween Decorations		
24: Shake it up		
25: Spooky Cooking - Pizza		
26: Spooky Cooking - Cup cakes		
27:Spooky Cooking - Bananas		
November		
28: Diwali Pawprint Challenge		
29: Diwali Pawprint Henna Hands		
30: Bonfire Nighe - Pawprint Challenge		
31: Remembrance Day - Pawprint Challenge		
32: Remembrance Day - Poster		
33: Remembrance Day - Pebble		
34: Hanukka Pawprint Challenge		
Conservation		
35: Colourful Worlds		
Skill Challenges		
36: Listening		
37: Speaking		
38: Problem Solving		
39: Creativity		
40: Staying Positive		
41: Aiming High		
42: Teamwork		
43: Leadership		

