


# The Hive Children's University Winter Challenge 2021



## Welcome to the Winter Mini Reading Challenge 2021!



For the Summer Reading Challenge this year we teamed up with WWF and explored nature and action for the environment with the Wild World Heroes.

This winter we are very excited that the Wild World Heroes are back to help with the Winter Mini Challenge!

Join the Wild World Heroes as they embark on an Arctic adventure to find out about the creatures that live there. You will find out about the environmental issues facing this remote place and might even spot a narwhal or two.

<https://summerreadingchallenge.org.uk/news/general/winter-mini-challenge-2021>

## Advent Kindness Jar

Make a list with your family of acts of kindness you can do to make people smile!

Suggestions to get you started:

- make a card for a lonely neighbour
- donate a pre loved toy, you no longer use, to a local charity shop
- add one extra item in your shopping basket to give to the local food bank
- make someone a gift from recycled materials
- Get outside and pick up some litter (with an adult)
- make some food for birds and make sure they have water
- do something helpful for a family member or friend.



Find an empty glass jar and decorate it with winter snowflakes to put your challenges in. Also find some of last years cards and cut out star and Christmas stocking shapes and each day when you complete a kindness challenge glue it to a your shapes and hang on the Christmas tree or put up a line of string and peg them out.


How many will you have by Christmas Day?

**Earn 1 credit for each completed activity/challenge**

**Email your evidence to us and we will send you the CU codes to upload [Istout@thehive-croydon.org](mailto:Istout@thehive-croydon.org) [newforestcu@gmail.com](mailto:newforestcu@gmail.com)**



# The Hive Children's University Winter Challenge 2021



## Forestry England Free Christmas family activity sheets

- Decorate festive pine cones - Decorate pine cones to create a mini Christmas tree, or paint a pine cone robin to get in the festive spirit.
- Create a twig star - Ditch your plastic tree-topper in favour of a lovely handmade stick star with this guide. The perfect ornament for your family Christmas tree.
- Forest artwork - Make forest artwork with branches, pine cones and leaves collected on your forest adventure.
- Natural wreath - Get the family together to make your very own Christmas wreath for your home.
- Gruffalo winter - Help the Gruffalo match the snowy footprints to each of his animal friends!

Download all the activities here:

<https://www.forestryengland.uk/family-activity/christmas-family-activity-sheets>

Try Forest England's Ten forest challenges for winter:

<https://www.forestryengland.uk/sites/default/files/documents/Winter.pdf>

### Make Your Own Paper Decorations

Then there are a host of paper Christmas Ornament DIYs.....  
from paper quilled ornaments to origami ornaments.

Here are some of our favourites:

Paper Quilled Snowflakes

Paper Quilled Mini Wreaths

Giant Paper Snowflakes

Giant Paper Bag Snowflakes

Paper Strip Hearts

Swedish Woven Heart Baskets

Origami Diamonds

Paper Ball Ornaments by Nalle's House

Christmas Lights Garland via Fun Crafts Kids

Mouse Ornament via Living Locurto




<https://www.redtedart.com/paper-christmas-ornament-diy-ideas/>

CHECK OUT OUR WEBSITE FOR A RANGE OF CRAFTING RESOURCES:

<https://www.thehive-croydon.org/index.php/activity-zone/>





<b>Forestry England</b>	Evidence	Date
1: Decorate Pine Cones		
2: Make a Twig Star		
3: Forest Art Work		
4: Natural Wreath		
5: Gruffalo Winter		
6: Ten Forest Challenges Activtiy Sheet		
<b>Make Paper Decorations</b>		
7: Paper Quilled Snowflakes		
8: Paper Quilled Mini Wreaths		
9: Giant Paper Snowflakes		
10: Giant Paper Bag Snowflakes		
11: Paper Strip Hearts		
12: Swedish Woven Baskets		
13: Origami Diamonds		
14: Paper Ball Ornaments		
15: Christmas Lights Garland		
16: Mouse Ornament		
<b>Winter Mini Reading Challenge</b>		
17: Read 3 books		
<b>Advent Kindness Challenge</b>		
18: Decorate your Jar		
19: Make a list of challenges and cut them up to put in Jar		
20: Cut out old cards for tree decorations so that completed challenges can be stuck on		
21: How many challenges did you complete?		

